

# M4-Card layout (format DIN lang)

*You can design front and back of the M4-Card® layout freely. Please, pay attention to disc position and our general layout instructions!*

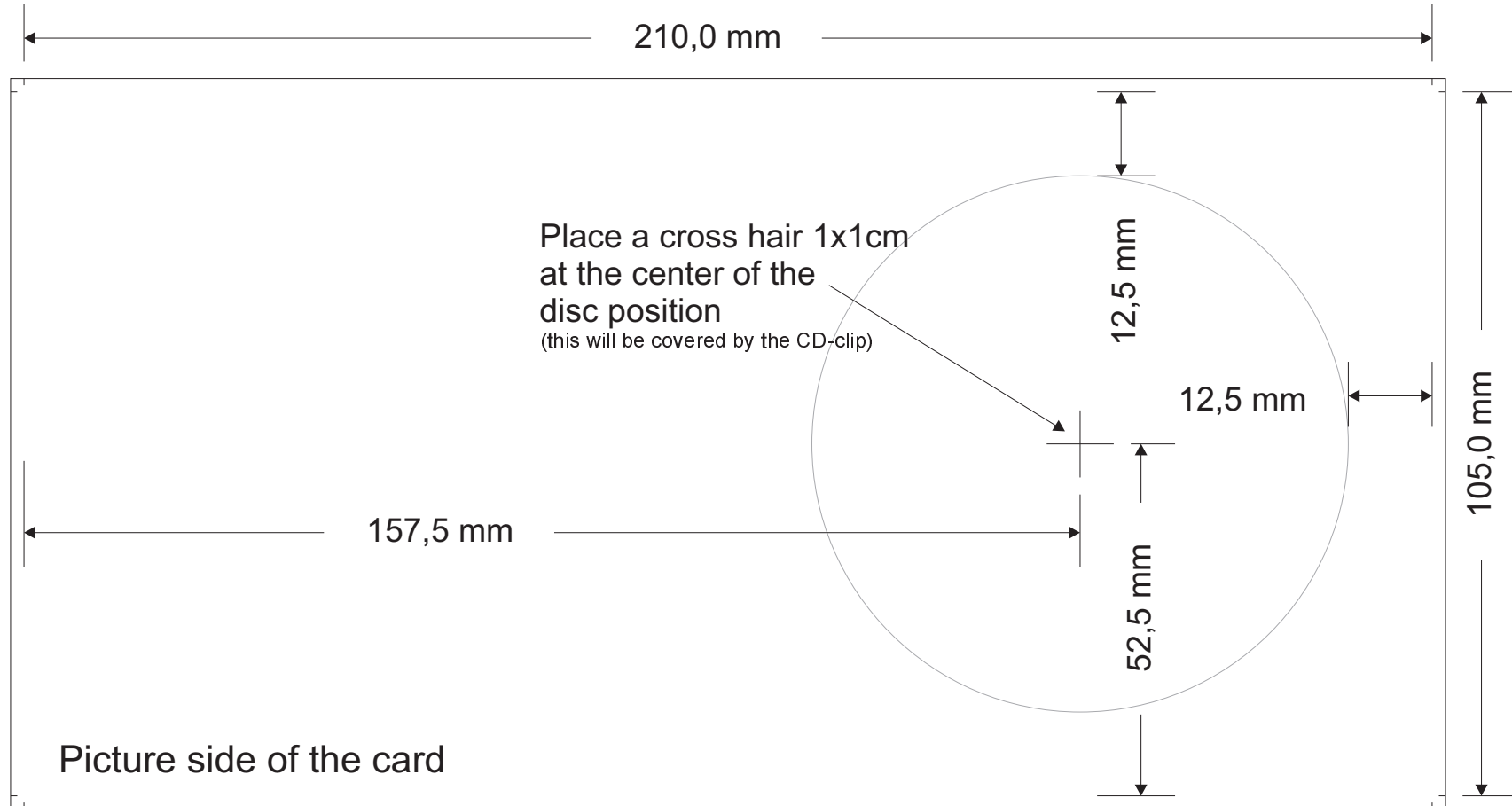
Add **2 mm** of excess (cut) margin to the layout

total layout dimensions:  
**214x109 mm**

Set the picture file to a minimum resolution of 360 dpi

Use vector file format, **.eps** or **.pdf (1.3)** text in curves, or bitmap **.tif**

**CMYK**




# M4-Card® back layout (format DIN lang)

For mailing purposes, please, regard the local post instructions in your layout.

Include “M4-Card®” readable or this logo:



M4-Card® - made in Germany



Back side of the card



# Mini-CD label print layout

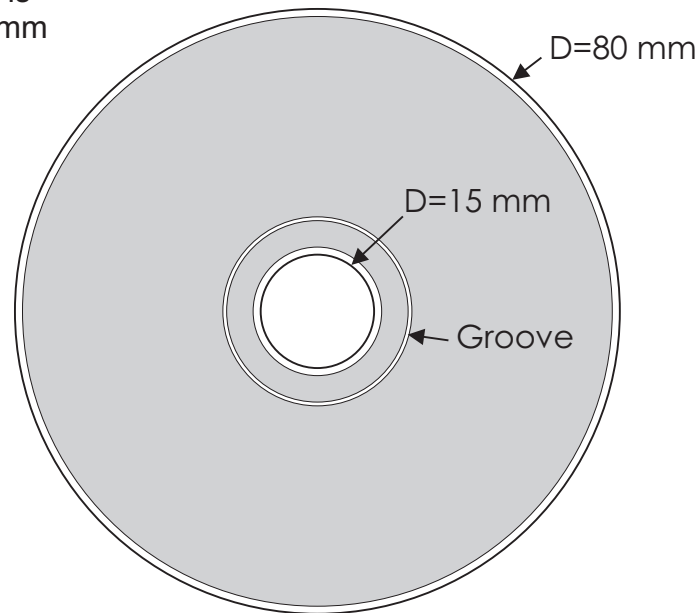
The **printable** area on the CD is from diameter 17 mm to 24,5 mm and 25,5 mm to 78 mm

Please, set your layout from diameter **15 mm to 80 mm**

Do not add keylines or inner/outer rings to the print

Color mode: CMYK  
Resolution: 300dpi  
Bleed: 0mm  
Format: PDF  
Text: Converted to curves

For areas that should not be printed at, please, provide extra directions.  
(Silver coating 35-78 mm)



# Mini-DVD label print layout

The **printable** area on the DVD is from diameter 17 mm to 78 mm

Please, set your layout from diameter **15 mm to 80 mm**

Do not add keylines or inner/outer rings to the print

Color mode: CMYK  
Resolution: 300dpi  
Bleed: 0mm  
Format: PDF  
Text: Converted to curves

For areas that should not be printed at, please, provide extra directions.  
(Silver coating 35-78 mm)

